



Gaumard[®]
Simulators for Health Care Education

VICTORIA[®] S2200

Labor and Delivery Patient Simulator

Meet the most advanced labor & delivery simulation solution in the world. VICTORIA provides healthcare students and professionals with true-to-life clinical experiences to facilitate learning and help them develop the skills needed to provide safe and effective care for early pregnancy complications, high-risk deliveries, postpartum emergencies, and nongravid scenarios in general nursing care.

VICTORIA® delivers exceptional training through a truly immersive experience

From early pregnancy complications, high-risk deliveries, and postpartum emergencies to non-gravid scenarios, VICTORIA simulates a full range of obstetrical events to facilitate teamwork and deepen critical thinking skills in learners of all levels. More than a childbirth simulator, VICTORIA is a complete simulation solution developed from decades of obstetrical experience. It is a comprehensive package of tools and support designed to help improve patient safety in women's health through education and training.



More than just realistic, VICTORIA is remarkably lifelike and anatomically accurate

VICTORIA redefines physical fidelity with accurate anatomical proportions that facilitate learning without compromising clinical technique. The smooth, full-body skin provides a look and feel designed to immerse learners in the simulation.

- Wireless and tetherless; up to 10hrs. of battery life¹²
- New interactive eyes: automatic visual object tracking and lifelike eye movements
- Fully programmable airway, breathing, and physiological circulation parameters
- True-to-life shoulder dystocia, breech, and C-section deliveries
- Births lifelike, full-term baby featuring programmable vitals for APGAR scoring
- Integrated array of sensors track the participants' performance in real-time
- Automatic recognition of 50+ virtual medications
- Supports real monitoring equipment: EKG, capnography, defib., NIBP, TOCO, and pulse oximeters
- Includes Microsoft® Surface Pro tablet PC and Virtual Patient/CTG Monitor
- Includes new VICTORIA® Labor & Delivery Simulation Learning Experiences™ scenario package
- Video training library covering setup and operation
- Converts into a non-pregnant patient for general nursing and gynecology training

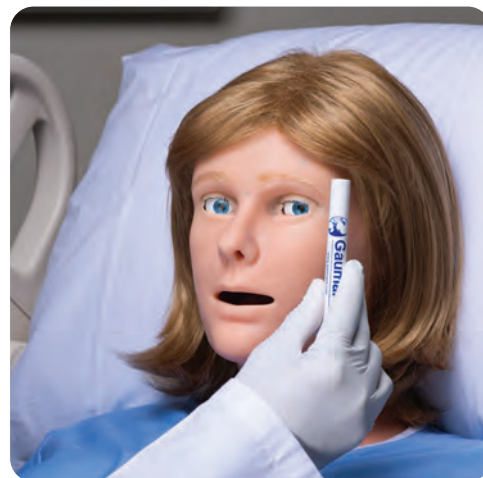


A breakthrough in patient-provider simulation training

VICTORIA's new interactive eyes are more than unique. They are game-changing. VICTORIA can track objects visually and present signs of stress, stroke, head trauma, drug use, and many other diseases and conditions.

Streaming audio lets you act as the voice of the patient and engage participants in realistic dialogue to rehearse patient-provider interactions much more effectively.

- Accommodation test: automatic horizontal tracking and manual vertical tracking
- Strabismus: exotropia and esotropia
- Nystagmus: eyeball twitching
- Blepharospasm: eyelid twitching
- Ptosis: eyelid droop
- Realistic idle eye movement
- Independent pupillary light reflex
- Mydriasis: blown pupil
- Anisocoria: unequal pupil sizes
- Consensual pupillary light reflex

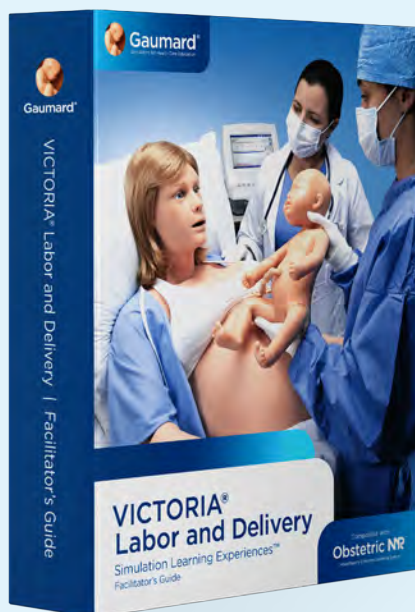


Transition into the real world using real tools and monitoring devices.

VICTORIA supports the widest range of real patient monitoring equipment of any childbirth simulator, allowing participants to train using the tools they will use in real situations.



- Fetal Monitor
- ECG Monitor
- Defibrillator
- Pulse Oximeter
- Capnograph
- NIBP Monitor



Includes Labor & Delivery Simulation Learning Experiences™ scenario package

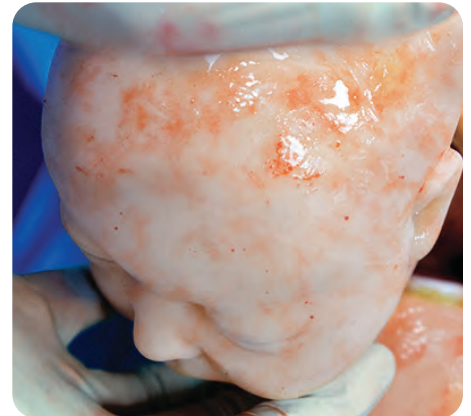
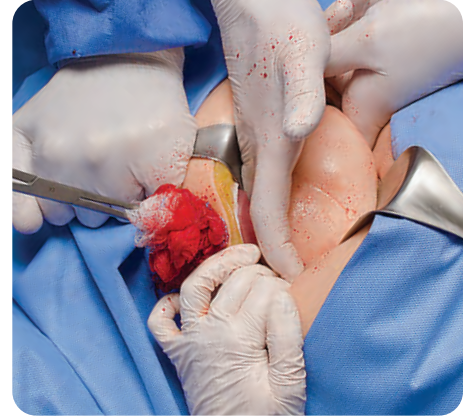
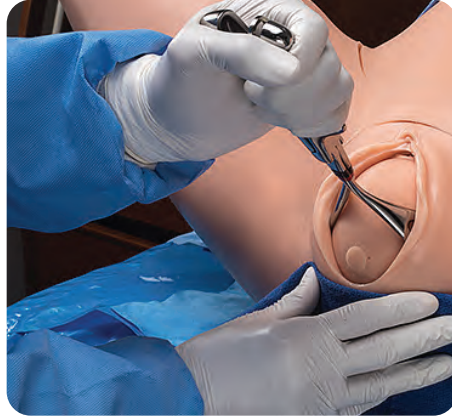
The VICTORIA Labor & Delivery Simulation Learning Experiences (SLEs) provide you with a library of ready-to-use, evidence-based scenarios designed to help you maximize participant learning through outcome-focused simulated clinical patient encounters.

The package includes nine SLEs, complete with a facilitator's guidebook for planning, setting up, and facilitating each learning experience.

- Amniotic Fluid Embolism
- Breech Vaginal Delivery
- Magnesium Toxicity
- Normal Vaginal Delivery
- Placental Abruptio
- Postpartum Hemorrhage
- Preeclampsia
- Prolapsed Cord
- Shoulder Dystocia

The gold standard in OB emergency management and care education

VICTORIA simulates shoulder dystocia, breech, and C-section deliveries with a level of fidelity that truly suspends disbelief. Participants can immerse themselves deeper and faster as they engage in problem-solving and collaborative teamwork. What's more, VICTORIA captures participants' performance through an array of hidden sensors to ensure no learning opportunities are missed during debriefing.



Shoulder dystocia

VICTORIA can present tell-tale signs of a shoulder dystocia complication, including the fetal head emerging and retracting (turtle sign), decrease in the fetal heart rate as seen on the fetal monitor, and delayed external rotation.

- Realistic retraction of the fetal head against the perineum
- Turtle signs synchronize with contractions and the fetal heart rate shown on the fetal monitor
- Suprapubic pressure detection and logging

Breech deliveries

Simulate a realistic breech birth to prepare care providers for low-frequency, high-risk vaginal deliveries. The neonate's smooth skin and articulated limbs support the use of real instruments and advanced maneuvers.

- Simulate an obstruction at any point during labor with precise repeatability
- Practice obstetrical maneuvers including Rubin, Woods Screw, arm sweeps, Lovset, or Zavanelli
- Hip joint sensors detect and log maternal leg angles

C-section deliveries

Use real surgical instruments for cutting and suturing the abdominal and uterine walls. The replaceable abdominal insert is multi-layered to simulate real skin and bleeds when cut.

- Forceps indication, application, and traction
- Vacuum cup application, suctioning, and traction
- Advanced delivery management techniques: Pinard, Mauriceau, Ritgen, Lovset

Newborn assessment and transitional care

VICTORIA births a full-term baby of realistic size and weight designed to provide participants with the most realistic visual and tactile experience possible. What's more, VICTORIA's newborn has measurable vitals, which allow participants to perform a health assessment and determine if additional care is needed.



- Lifelike full-term baby of realistic size and weight
- Smooth full-body skin with seamless joints
- Internal sensors record rotation of the fetal head and pull force in real-time
- Anatomical landmarks include palpable fontanelles and sutures

- Full-body endoskeleton provides postural support, range of motion, and resistance
- Articulated spine, shoulder, elbow, hip, and knee joints
- Multiple heart sound types and programmable heart rate

- Multiple respiratory sounds and programmable respiratory rates
- Crying with adjustable volume levels
- Programmable central cyanosis
- Visible head movement (active robotics)
- Programmable conditions for 1-minute APGAR assessment

Hands-on postpartum hemorrhage management

VICTORIA features programmable bleeding that may be reduced through fundal massage, medication, or even the insertion and inflation of a real balloon tamponade device.

Postpartum hemorrhage

- Postpartum abdomen with hemorrhaging uterus and 1-liter reservoir facilitates the transition between delivery and postpartum simulations
- Lifelike palpable fundus with programmable uterine contraction and shrinking
- Programmable uterine hemorrhage flow control
- Tactile realism during fundal massaging

Episiotomy repair

- VICTORIA includes three replaceable episiotomy modules that allow for multiple surgical repairs using real surgical instruments.
- Midline episiotomy with periurethral tears
- Mediolateral episiotomy with tears to the labia minora
- Multi-layer fourth-degree episiotomy with hemorrhaging vaginal sidewall tears and cervical lacerations



Manage the full simulation experience from one intuitive interface

The UNI® 3 simulator control software puts all the best simulation tools at your fingertips. UNI 3 helps you run realistic scenarios with less effort, automate tasks to make operation easier, and capture more useful participant data for richer debriefing. Best of all, UNI 3 comes preinstalled in the powerful and lightweight Microsoft Surface Pro tablet PC, allowing you to work conveniently anywhere training takes place.



Features

General

- Tetherless and wireless; fully responsive during transport
- Wireless control at distances up to 300 ft.¹
- Internal rechargeable battery provides up to 10 hrs. of tetherless operation²
- Smooth and supple full-body skin with seamless articulating joints
- Lifelike joint articulation: neck, shoulder, elbow, wrist, hip, knee, and ankle
- Internal high-capacity fluid reservoirs
- (9) Labor & Delivery Simulation Learning Experiences
- NOELLE® Fetus-Newborn wireless link capability
- Includes touchscreen tablet PC preloaded with UNI 3
- Includes touchscreen virtual patient monitor and CTG

Neurological

- Programmable blinking rate, pupil response, and bilateral and unilateral eye movement
- Interactive eyes can follow a moving object
- Seizures with selectable intensity levels
- Wireless streaming voice: be the voice of VICTORIA and listen to participants' responses via a wireless headset
- Record and playback vocal responses in any language

Airway

- Head tilt/chin lift/jaw thrust
- Oral or nasal intubation
- Difficult airway: laryngospasm, tongue edema, and pharyngeal swelling
- Airway intubation depth detection, logging, and reporting
- Esophageal intubation
- Selectable upper airway sounds are synchronized with breathing patterns
- Supports BVM and mechanical ventilation

Breathing

- Spontaneous breathing; selectable respiratory patterns and lung sounds
- Programmable respiratory rates and inspiratory/expiratory ratios
- Realistic chest rise during assisted ventilation
- Ventilation performance, real-time monitoring, reporting, and logging
- Right mainstem intubation detection with automatic unilateral chest rise
- Real CO₂ exhalation

Cardiac

- Real-time CPR feedback
- Effective compressions generate palpable pulses and ECG artifacts
- Select from an extensive library of preprogrammed heart rhythms with dysrhythmia options
- Real-time 4-lead electrocardiogram monitoring using real ECG devices
- Defibrillation, cardioversion, and pacing using real energy
- Realistic heart sounds
- Programmable heart rate synchronized with ECG and pulses
- Virtual 12-lead dynamic ECG rhythms

Circulation

- Bilateral palpable carotid, radial, and brachial pulses are synchronized with heart rate and blood pressure
- Monitor oxygen saturation using real oximeters
- Measure blood pressure using a real manual or automatic blood pressure cuff
- Bilateral venous access
- Automatic drug recognition detects medication type, dose, and rate injected into the lower right arm
- SubQ and intramuscular injection sites for placement exercises

Obstetrics

- Maternal-fetal physiologic link
- Supports Leopold Maneuvers and external cephalic version
- Supports fetal monitoring using real devices
- Precision Delivery System: computer-controlled fetal descent and cardinal movements
- Programmable normal, breech, shoulder dystocia, instrument-assisted, and C-section deliveries
- Software-activated self-lubricating birth canal
- Realistic placenta with detachable fragments and umbilical cord
- Epidural placement and needle detection; palpable anatomical landmarks and skin layers
- Intrapartum bleeding
- Force sensor reports traction and torsion applied to the fetus in real-time
- McRoberts maneuver, suprapubic pressure, Zavanelli, Woods Screw, and "hands and knees" position detection
- Births full-term neonate of realistic size and weight
- Active neonate: programmable heart and respiratory sounds, crying, cyanosis, and movement
- Replaceable episiotomy inserts support suturing
- Multi-layer fourth-degree episiotomy with hemorrhaging vaginal sidewall tears and cervical lacerations
- Programmable uterine firmness and hemorrhaging supports sutures and balloon tamponade
- Programmable hemorrhage flow control

Gastrointestinal

- Selectable bowel sounds
- Internal fluid bladder with urethra for Foley catheterization exercises
- Rectum with suppository placement sensor

VICTORIA® S2200**S2200.PK** ● ● ●

Patented; other patents pending

- VICTORIA S2200
- Active birthing baby
- UNI 3 Tablet PC with rugged bump case
- UNI 3 Simulator Control Software with Lifetime License
- Gaumard Vitals Patient Monitor
- (9) Labor & Delivery Simulation Learning Experiences
- Automatic drug recognition
- 20 Programmable drug recognition syringes
- Streaming voice headset
- RF communications module
- Bluetooth communications module
- USB wireless router
- Mother and baby battery chargers
- User guide
- Palpation abdominal cover
- Contraction abdominal cover
- C-section abdominal cover
- Postpartum abdominal cover
- 2 umbilical cords
- 2 precut umbilical cords
- Placenta
- Epidural insert
- C-section baby
- 2 C-section abdominal skins
- 2 C-section uterine walls
- Healthy PPH perineum
- Midline episiotomy suture trainer
- Mediolateral episiotomy suture trainer
- 4th-degree episiotomy suture trainer
- 2 suppositories
- Artificial blood concentrate
- Mineral oil lubricant
- Hospital gown, baby head cap, receiving blanket, and diaper
- Manual blood pressure cuff
- 2 baby delivery rings
- Birthing baby cradle
- Bladder, IV, and PPH filling kits
- NIBP calibration kit
- Antecubital vein replacement set
- Spare cervix and birth canal
- 15 ft. RJ45 cable
- One-Year Limited Warranty
- Extended warranty plans available

**Super TORY® S2220****S2220.PK** ● ● ●

Super TORY - Wireless and Tetherless Neonatal Patient Simulator package. One-Year Limited Warranty. Extended service plans available. Skin tones available at no extra charge. Patented; other patents pending.

**Deep Vein Thrombosis Leg****S2200.101L** ● ● ●

Replaceable DVT left leg including edema, erythema, and palpable cord-like venous segments on the anterior and lateral leg. Includes a preprogrammed drug library of anticoagulation regimens. Supports compression stocking. Skin tones available at no extra charge.

**Care in Motion™ Mobile****CIM.PK**

Mobile Video-Assisted Debriefing system. Package includes: Care in Motion Tablet PC. 3 Battery-powered HD wireless cameras. 3 Adjustable camera grips. Transport case. One-Year Limited Warranty. Extended service plans available. Patented; other patents pending.

Nursing and Gynecologic Pack**S2200.234** ● ● ●

- Convert VICTORIA to a non-gravid patient for med-surg and GYN scenarios.
- “Head-to-toe” clinical assessments
- Inspection of the vulva and vagina
- Vaginal speculum examination permitting visual recognition of normal and abnormal cervixes
- Bimanual pelvic examination allows palpation of the uterus and IUD insertion and removal
- Tubal occlusion, minilaparotomy, laparoscopy
- Uterine manipulation
- Suppository placement
- Auscultation of bowel sounds

Package contents

- Abdominal cover simulating non-pregnant patient
- 10 general and high-risk patient scenarios
- Scenario-based Training Guide
- Anteverted uterus
- Retroverted uterus
- Transparent anteverted uterus for IUD placement
- 5 normal cervixes with patent os
- 6 non-patent cervixes including 1 normal parous and 5 abnormal cervixes
- Removable perineum with integral urethra, vagina, and rectum
- Interchangeable normal tubal fimbriae and ovaries for the anteverted and retroverted uteri
- Simulated round and ovarian ligaments

Modified PHILIPS® defibrillation cables**30080373D****Modified LIFEPAK® defibrillation cables****30080375D****Modified ZOLL® defibrillation cables****30080374D****CO₂ Exhalation regulator****S2200.078**

Real and measurable EtCO₂.
10 programmable levels of CO₂ output.

Request a quote

Sales / customer service

sales@gaumard.com

Website

www.gaumard.com

Toll-Free USA & Canada

Call 8:00 a.m. - 6:00 p.m. ET

Monday - Friday

800.882.6655

Worldwide

305.971.3790

About Gaumard

Gaumard is family owned and operated, and is the direct source for your health care education needs.

Place your order

By telephone or online at

www.gaumard.com

Warranty

Gaumard products are covered by a one-year limited warranty. Terms and conditions apply. Please visit www.gaumard.com for details.

Technical support

Available 8:00 a.m. to 6:00 p.m. ET

weekdays, or email us at

support@gaumard.com

Phone: 305.971.3790

Online support 24/7

Download articles, instructions, teaching tips. View instructional videos on demand.

Support

Gaumard offers repair services and parts. For more information visit www.gaumard.com



Gaumard[®]

Simulators for Health Care Education